

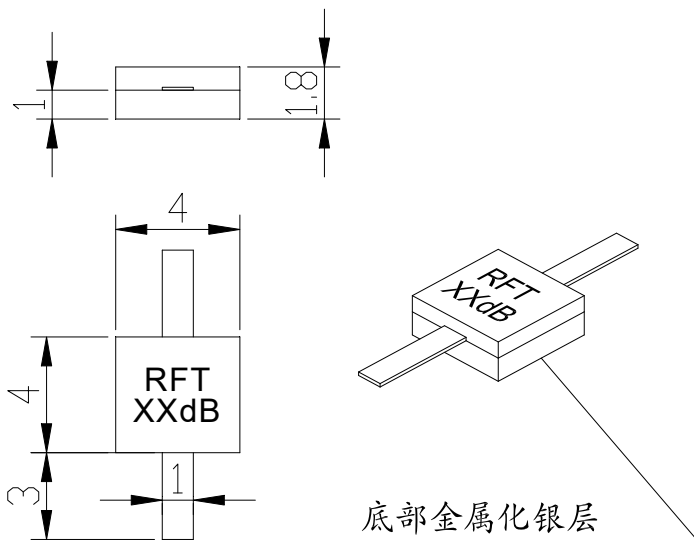


## Leaded Attenuator

### ◆Features and Electrical specifications:

Model	RFTXXA-05AM0404-3G (XX=Attenuation value)		
Impedance	50 Ω		
Frequency Range	DC~3.0GHz		
VSWR	1.20 max		
Rated Power	5 W		
Attenuation Value(dB)	01-10	15, 17, 20	25, 30
Attenuation Tolerance(dB)	±0.6	±0.8	±1.0
Temperature coefficient	<150ppm/°C		
Substrate Material	Al <sub>2</sub> O <sub>3</sub>		
Porcelain Hat Material	Al <sub>2</sub> O <sub>3</sub>		
Lead	99.99% Sterling Silver		
Resistance Technology	Thick Film		
Operating Temperature	-55 to +150°C (See de Power De-rating)		

### ◆Outline Drawing (Unit: mm/inch):



Lead length can be customized according to customer requirements  
Dimensional tolerance: 5% unless otherwise stated

RFTYT Technology Co., LTD.

<http://www.rftyt.com>

E-mail: Jackson@rftyt.com

Cerman.wu@rftyt.com

TEL: +86-13088268828

FAX: +86-816-2846565

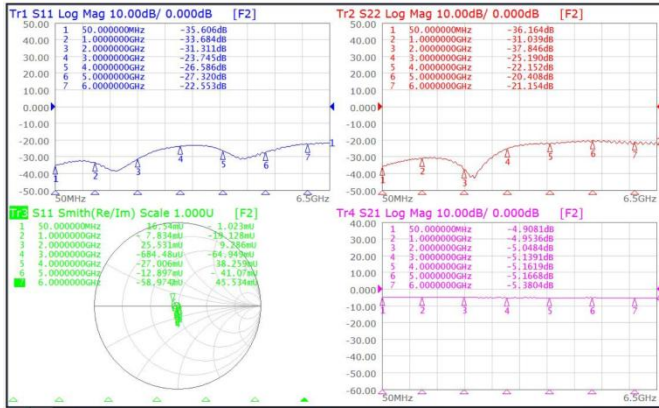
218# Wenwu Middle Road, Jinkai District, Mianyang, Sichuan Province China

Ready For Tackling Your Trouble

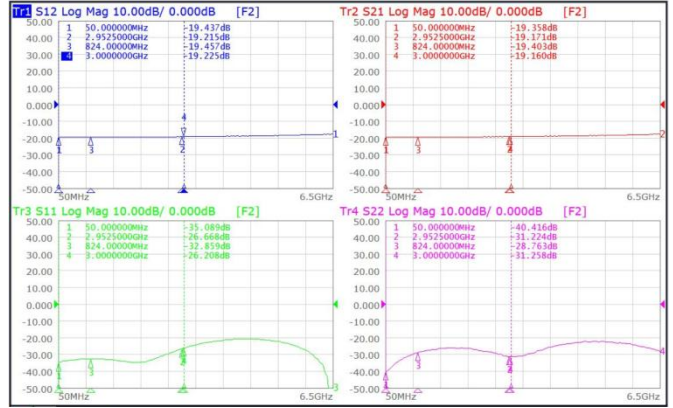


**Typical Performance:**

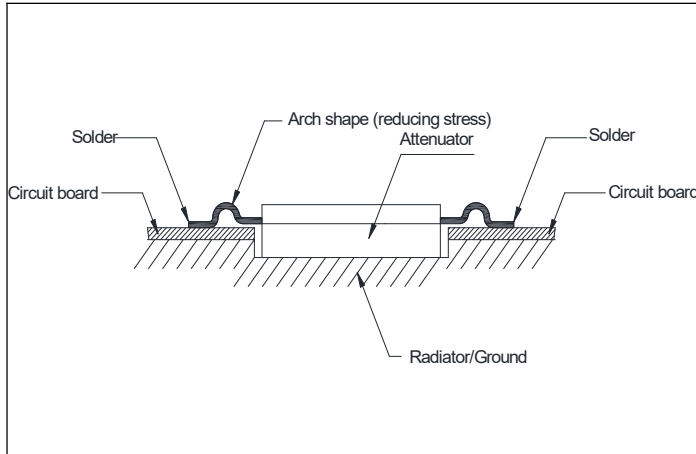
**5dB Graph**



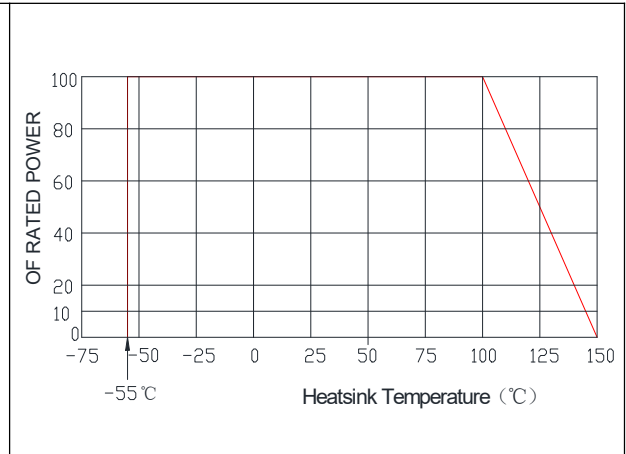
**20dB Graph**



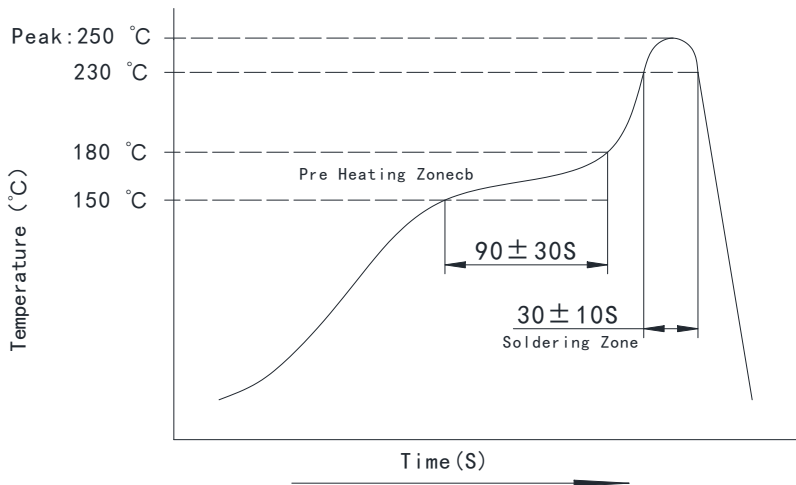
◆ **Installation Method:**



◆ **Power De-rating:**

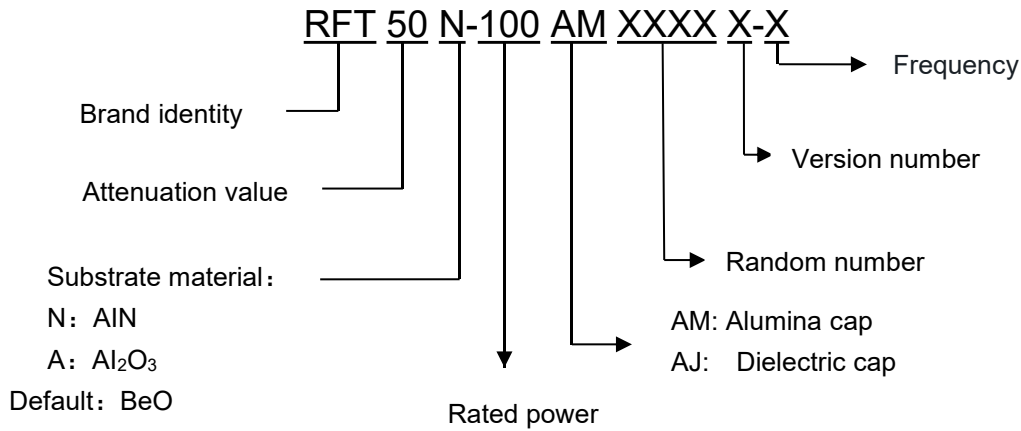


◆ **Reflow Profile:**





◆P/N Designation:



◆Notice:

- After the storage period of newly purchased parts exceeds 6 months, attention should be paid to weldability before use. It is recommended to store in vacuum packaging.
- The ground needs optimal heat transfer.
- The manual welding lead should be used under a constant temperature soldering iron of no more than 350 degrees, and the welding time should be controlled within 5 seconds.
- In order to meet the drawing requirements, it is necessary to install a sufficiently large radiator. Metal surfaces and radiators need to be coated with a very thin layer of thermal grease.
- If necessary, add air or water cooling.

◆ Instructions:

- Custom designed RF attenuators, RF resistors and RF terminals are available.