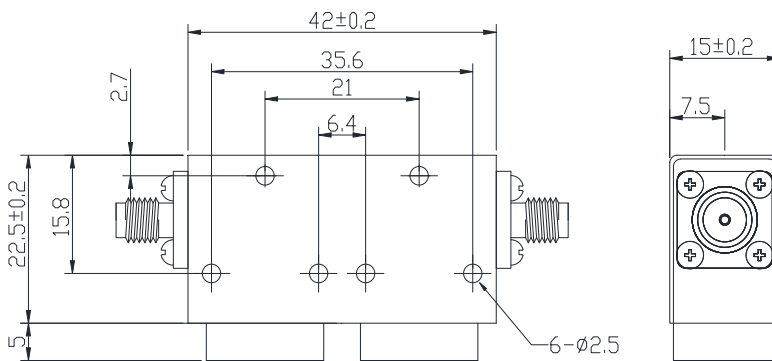
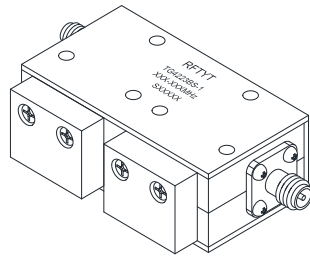


## 4.0 to 8.0GHz Dual Junction Isolator

### TG4223BS SMA Type

Outline Drawing (mm): 



#### Features:

- ◇ Good temperature stability
- ◇ Withstand high power
- ◇ RoHS compliant
- ◇ Weight :  $\approx 65$  g

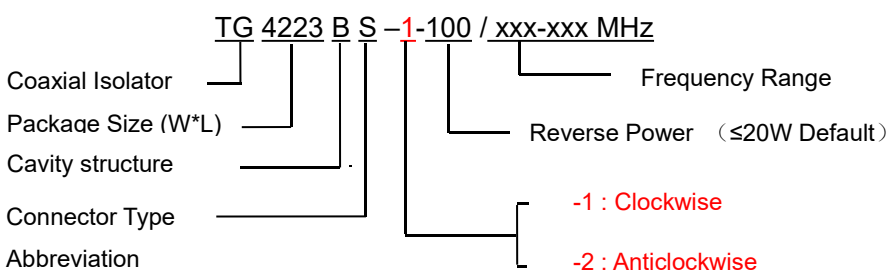
#### Material list:

- ◇ Cavity: aluminum conductive oxidation
- ◇ Outer shell: industrial pure iron nickel plating
- ◇ Guide body: Silver plated brass
- ◇ Load chamber: aluminum conductive oxidation

#### Application:

- ◇ Rf amplifier final stage, protect the amplifier
- ◇ Digital communication
- ◇ Satellite communication
- ◇ Mobile communication

#### Order Examples :



#### Connector Type

SMA Type Connector Options			N Type Connector Options		
Port 1	Port 2	Abbreviation	Port 1	Port 2	Abbreviation
SMA-K	SMA-K	S	N-K	N-K	N
SMA-K	SMA-J	SKJ	N-J	N-K	NJK
SMA-J	SMA-K	SJK	N-K	N-J	NKJ
SMA-J	SMA-J	SJ	N-J	N-J	NJ

### Basic Specifications :

Impedance	50 Ω
Size(mm)	42.0*22.5*15.0
Operating Temp	-10~+60℃
Storage temperature	-50~+90℃
ConnectorType	SMA-K

### Specifications :

Model No. (X=1: →Clockwise) (X=2: ←Anticlockwise)	Freq. Range GHz	IL. dB (max)	Isolation dB (min)	VSWR	Forward Power CW	Reverse Power W
TG4223BS-X/4.0-7.0GHz	4.0-7.0	1.0	36	1.30	50	10
TG4223BS-X/4.0-7.2GHz	4.0-7.2	1.0	36	1.30	50	10
TG4223BS-X/4.0-8.0GHz	4.0-8.0	1.2	36	1.30	50	10
TG4223BS-X/5.0-7.0GHz	5.0-7.0	0.8	40	1.25	50	10
TG4223BS-X/5.0-8.0GHz	5.0-8.0	1.0	38	1.25	50	10
TG4223BS-X/6.0-8.0GHz	6.0-8.0	0.8	38	1.25	50	10

### Instructions :

- 1, The isolator connector can be selected SMA, N, male and female head can be used with the user;
- 2, Only some common frequencies in the table, can be produced according to the user's requirements;
- 3, If you do not find what you are looking for, please contact us!