

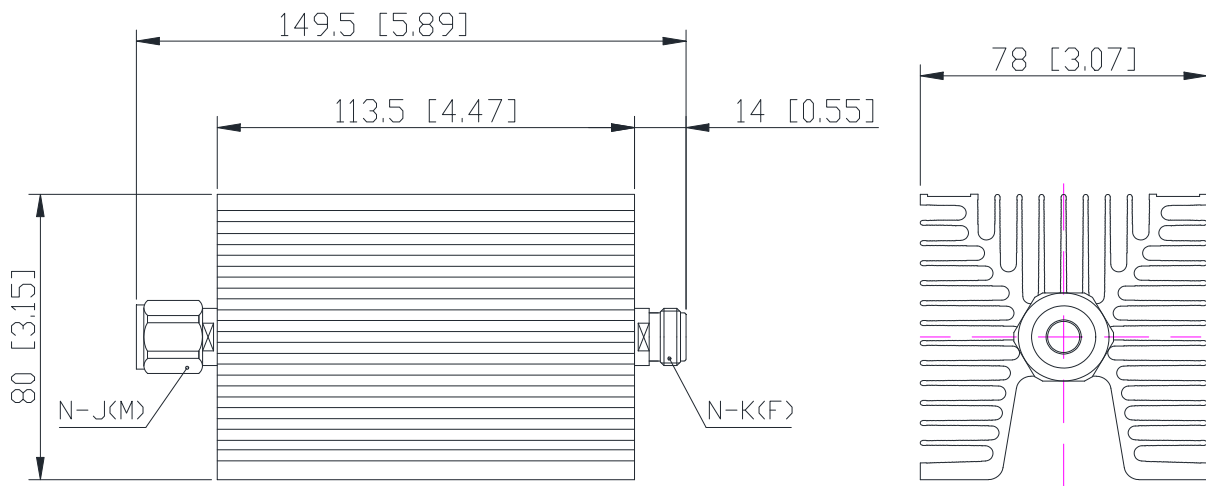


Coaxial Fixed Attenuator

Features and Electrical specifications:

Model	RFTXX-100FA8011-N-6 (XX=Attenuator Value)			
Frequency Range	DC~6.0GHz			
VSWR	1.25Max			
Power	100 W			
Impedance	50 Ω			
Attenuation	01-10dB	11-20dB	21-30dB	40、50、60dB
Attenuation Tolerance	±0.8dB	±1.0dB	±1.0dB	±1.2dB
Connector	N-J(M)/N-K(F)			
Dimension	78×80×149.5mm			
Operating Temperature	-55 ~ +125°C (See de Power De-rating)			
Weight	About 880 g			
ROHS Compliant	Yes			

Outline Drawing (Unit: mm/inch):



The connector could be SMA, DIN, 4.3-10,N MM or FF ,
or any two can be freely mixed and matched

RFTYT Technology Co., LTD.

<http://www.rfyt.com>

E-mail: Jackson@rfyt.com zqc7708@rfyt.com

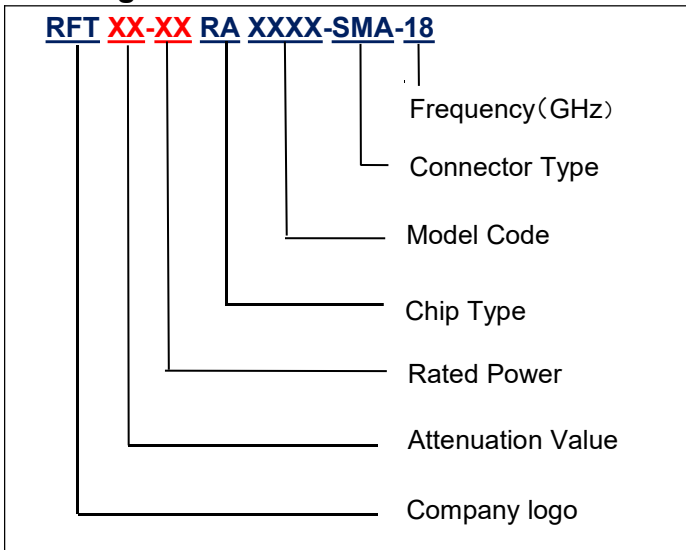
TEL: +86-13088268828 FAX: +86-816-2846565

218# Wenwu Middle Road, Jinkai District, Mianyang, Sichuan Province China

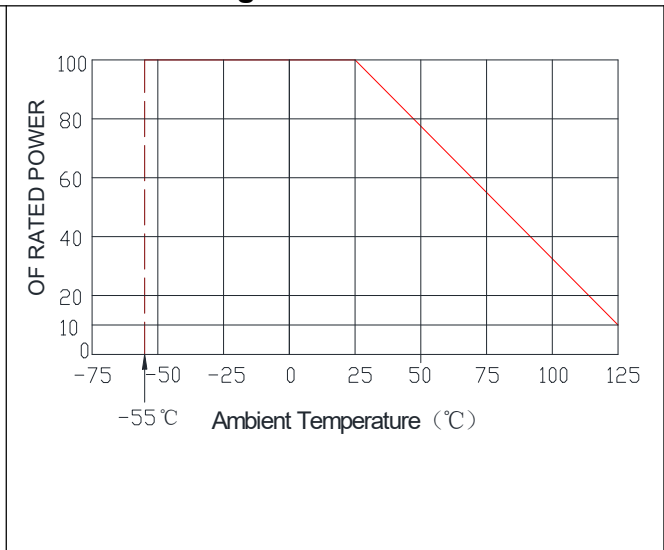
Ready For Tackling Your Trouble



Naming rules:

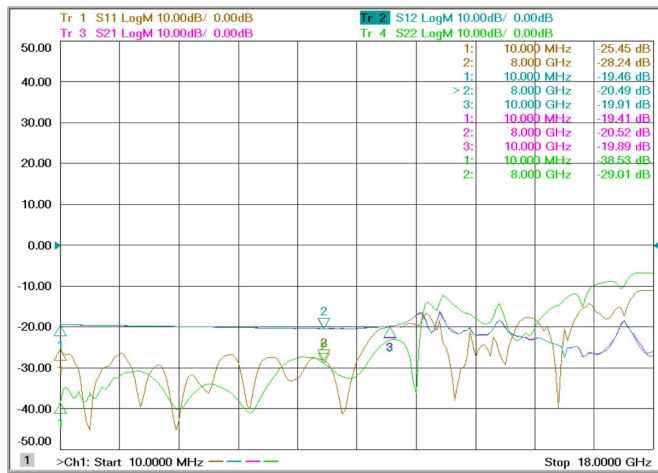


Power De-rating:

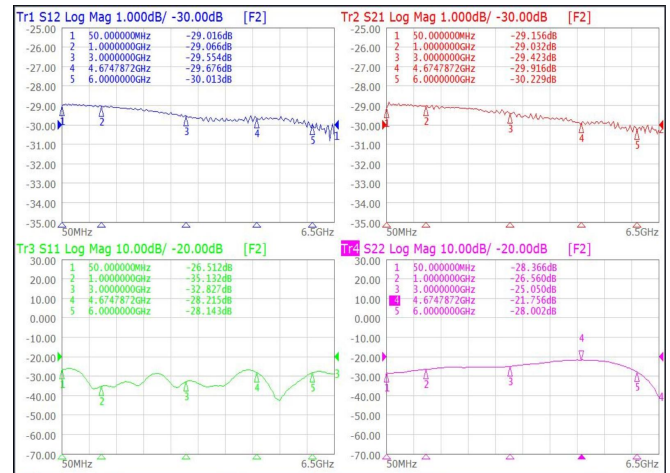


Graph:

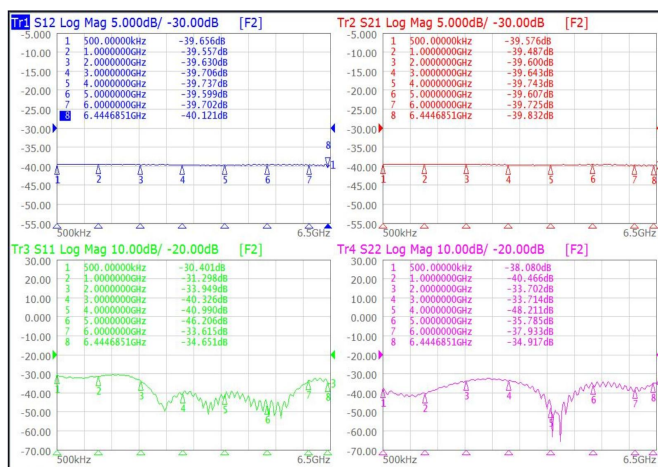
20dB



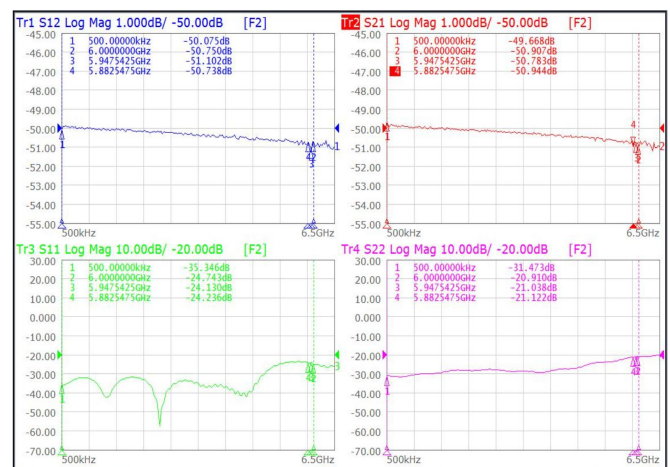
30dB



40dB



50dB





Use attention:

- 1、 Dimensions Tolerance $\pm 3\%$;
- 2、 If necessary, the product shall be air-cooled for auxiliary heat dissipation ;
- 3、 Custom designs available of other special coaxial fixed attenuator ;
- 4、 Pay attention to the direction of the product during use and strictly prohibit reverse connection.