

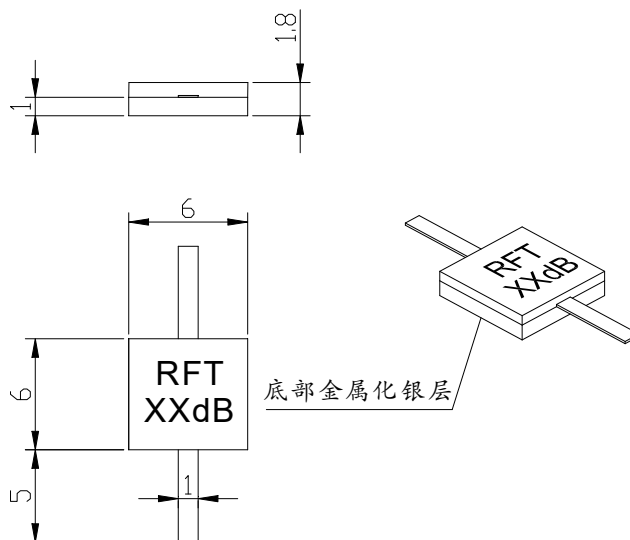


Leaded Attenuator

◆Features and Electrical specifications:

Model	RFTXX-30AM0606-6 (XX=Attenuation value)		
Impedance	50 Ω		
Frequency Range	DC~6.0GHz		
VSWR	1.25 max		
Rated Power	30 W		
Attenuation Value(dB)	01-10dB	15、20dB	25、30dB
Attenuation Tolerance(dB)	±0.6dB	±0.8dB	±1.0dB
Temperature coefficient	<150ppm/°C		
Substrate Material	BeO		
Porcelain Hat Material	Al ₂ O ₃		
Lead	99.99% Sterling Silver		
Resistance Technology	Thick Film		
Operating Temperature	-55 to +150°C (See de Power De-rating)		

◆Outline Drawing (Unit: mm/inch):

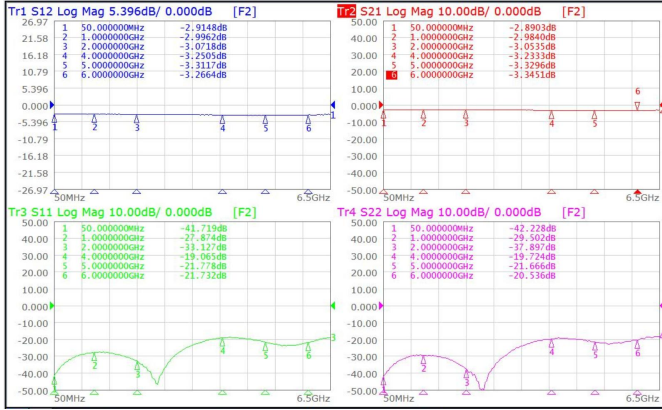


Lead length can be customized according to customer requirements
Dimensional tolerance: 5% unless otherwise stated

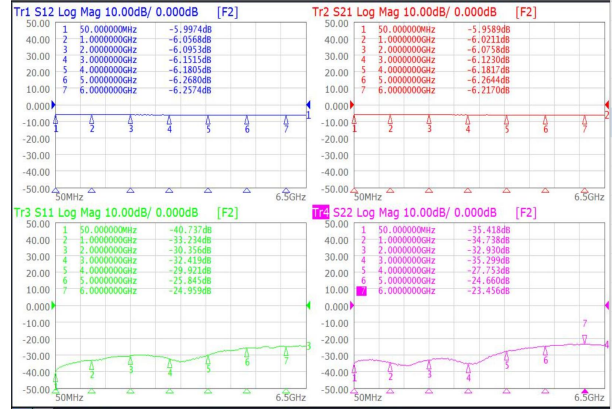


Typical Performance:

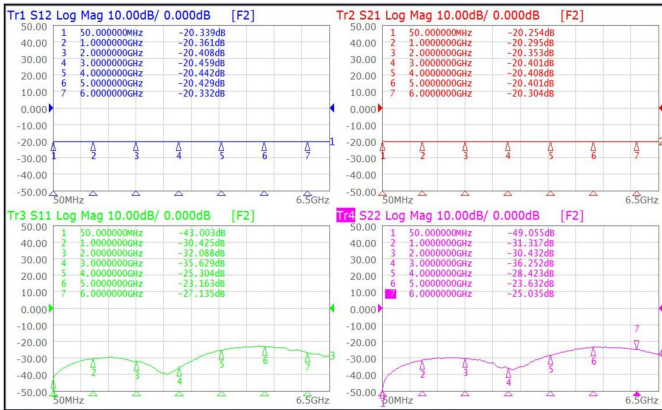
3dB Graph



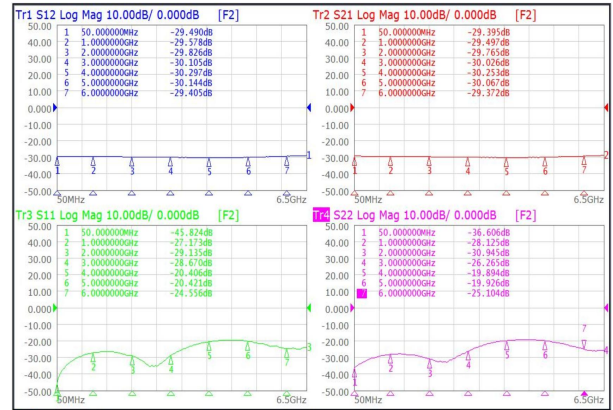
6dB Graph



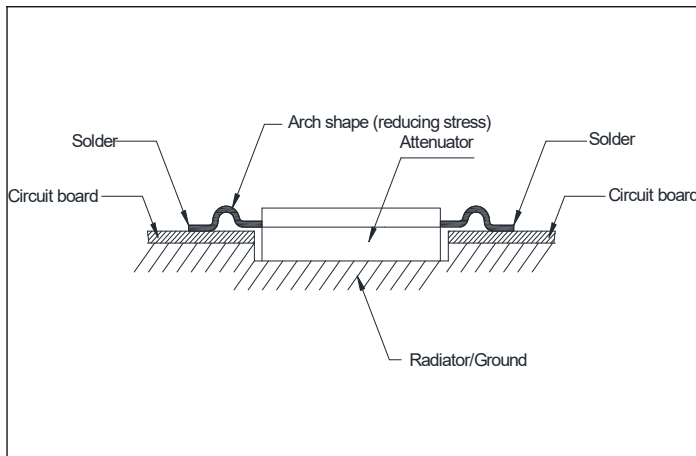
20dB Graph



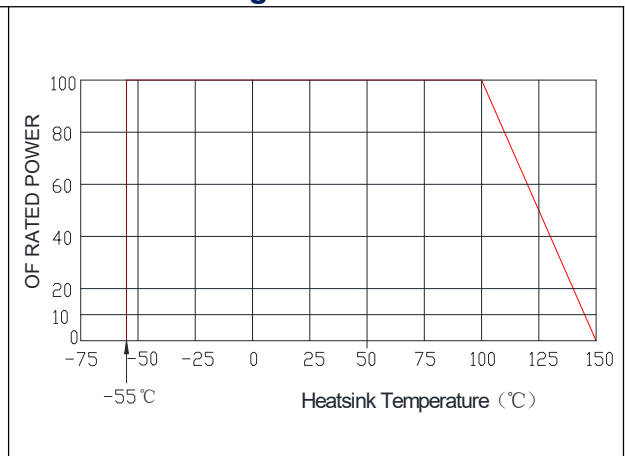
30dB Graph



◆Installation Method:

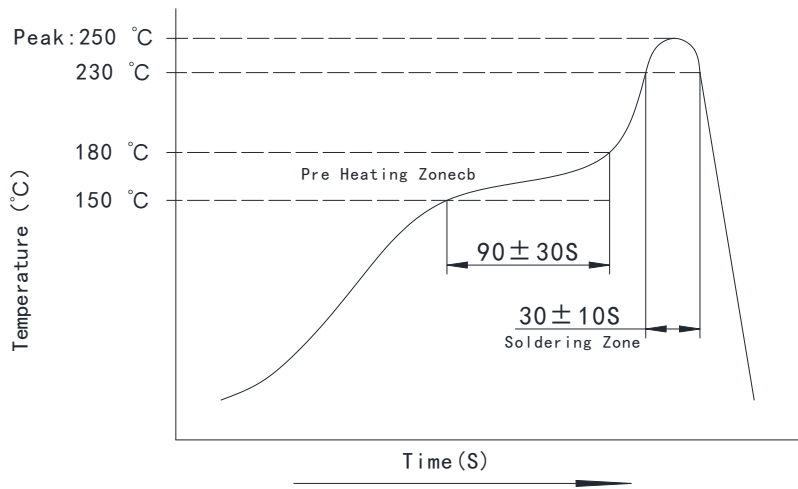


◆Power De-rating:

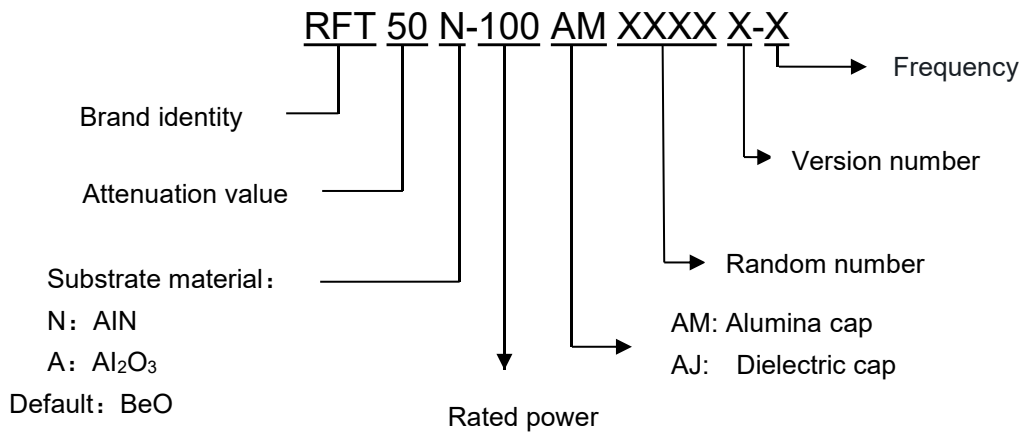




◆ **Reflow Profile:**



◆ **P/N Designation:**



◆ **Notice:**

- After the storage period of newly purchased parts exceeds 6 months, attention should be paid to weldability before use. It is recommended to store in vacuum packaging.
- The ground needs optimal heat transfer.
- The manual welding lead should be used under a constant temperature soldering iron of no more than 350 degrees, and the welding time should be controlled within 5 seconds.
- In order to meet the drawing requirements, it is necessary to install a sufficiently large radiator. Metal surfaces and radiators need to be coated with a very thin layer of thermal grease.
- If necessary, add air or water cooling.

◆ **Instructions:**

- Custom designed RF attenuators, RF resistors and RF terminals are available.