

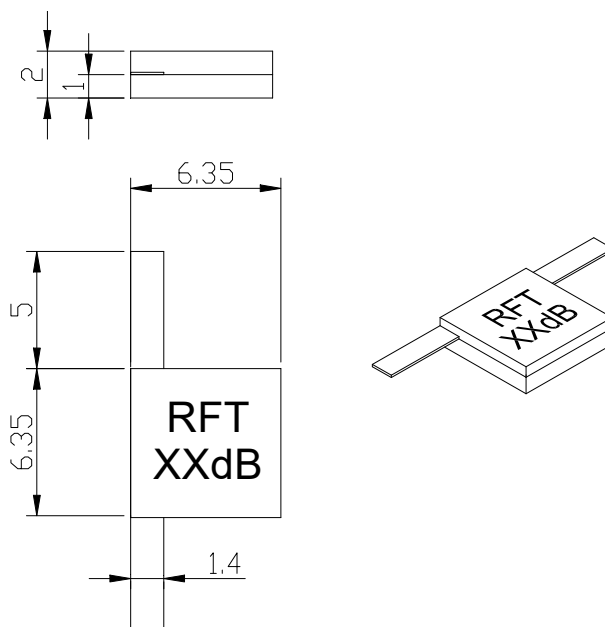


Leaded Attenuator

◆Features and Electrical specifications:

Model	RFTXX-60AM6363B-6G (XX=Attenuation value)		
Impedance	50 Ω		
Frequency Range	DC~6.0GHz		
VSWR	1.25 max		
Rated Power	60 W		
Attenuation Value	01-10dB	16dB	20dB
Attenuation Tolerance	±0.6dB	±0.8dB	±1.0dB
Temperature coefficient	<150ppm/°C		
Substrate Material	BeO		
Porcelain Hat Material	Al ₂ O ₃		
Lead	99.99% Sterling Silver		
Resistance Technology	Thick Film		
Operating Temperature	-55 to +150°C (See de Power De-rating)		

◆Outline Drawing (Unit: mm/inch):



Lead length can be customized according to customer requirements
Dimensional tolerance: 5% unless otherwise stated

RFTYT Technology Co., LTD.

<http://www.rftyt.com>

E-mail: Jackson@rftyt.com

Cerman.wu@rftyt.com

TEL: +86-13088268828

FAX: +86-816-2846565

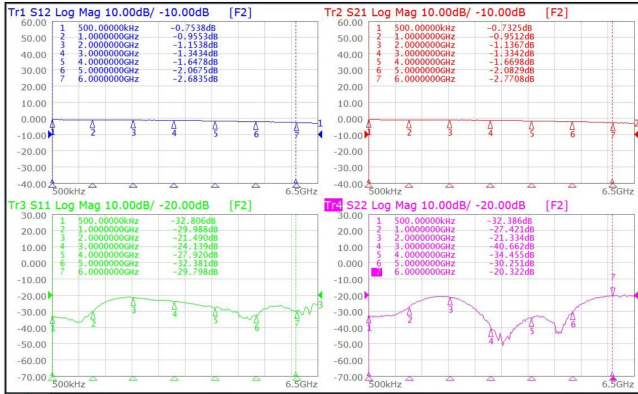
218# Wenwu Middle Road, Jinkai District, Mianyang, Sichuan Province China

Ready For Tackling Your Trouble

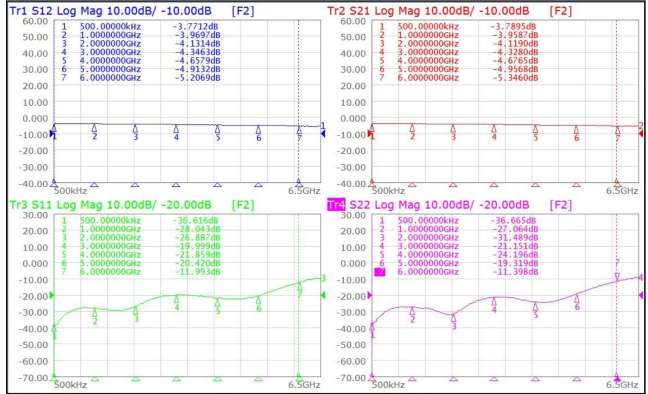


Typical Performance:

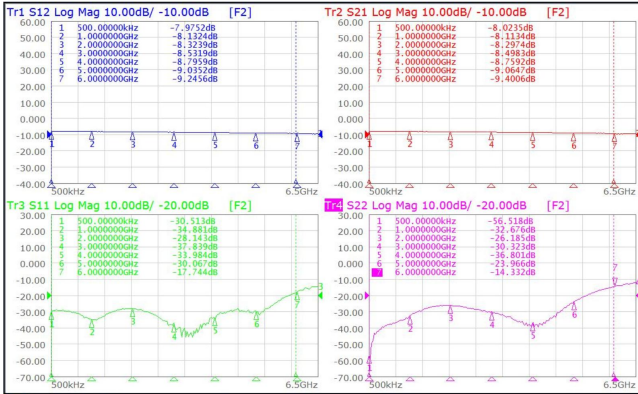
1dB Graph



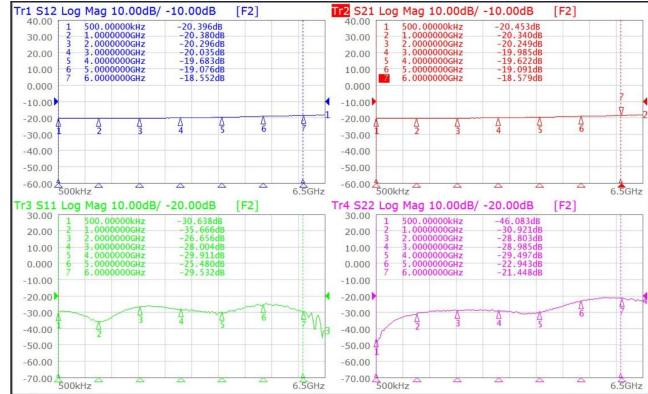
4dB Graph



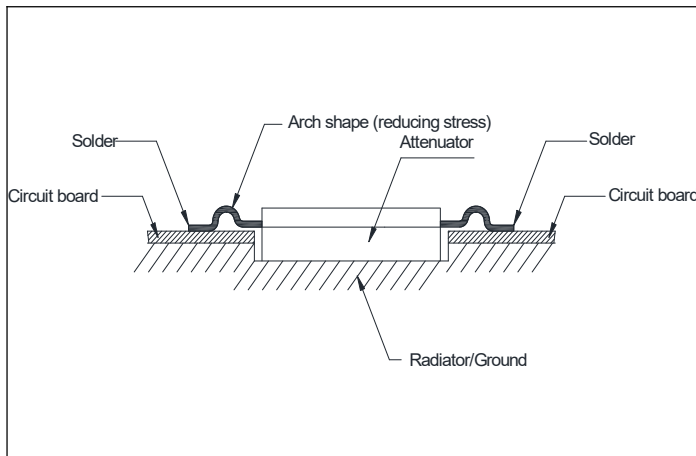
8dB Graph



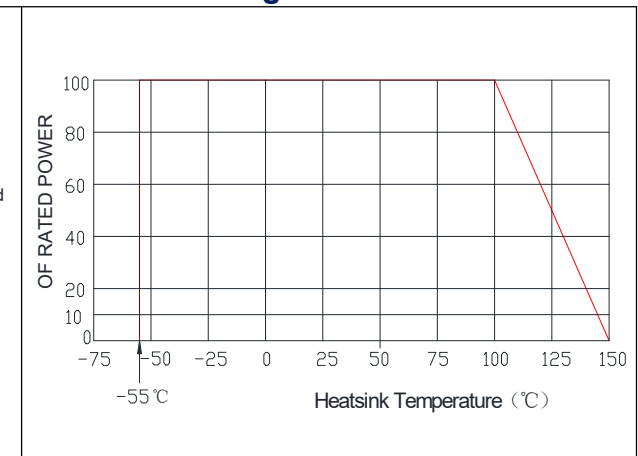
20dB Graph



◆Installation Method:

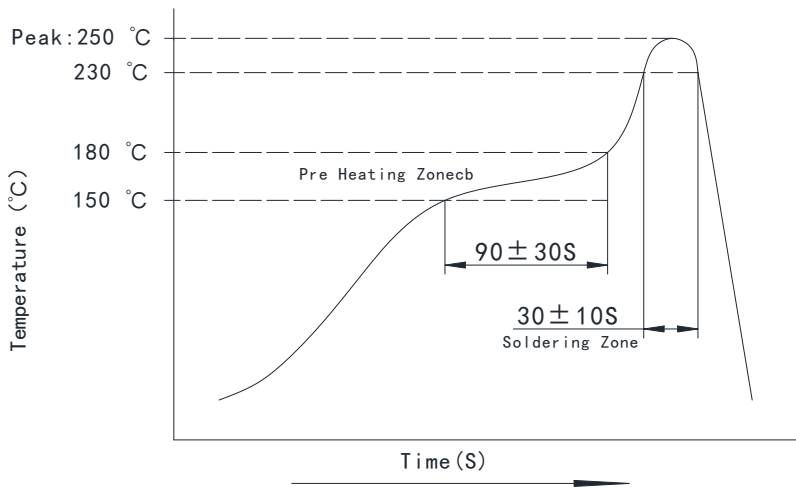


◆Power De-rating:

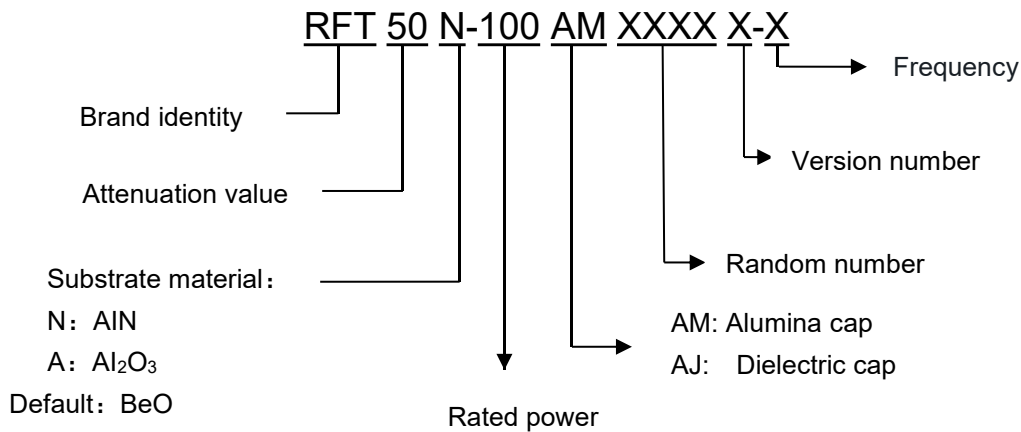




◆ **Reflow Profile:**



◆ **P/N Designation:**



◆ **Notice:**

- After the storage period of newly purchased parts exceeds 6 months, attention should be paid to weldability before use. It is recommended to store in vacuum packaging.
- The ground needs optimal heat transfer.
- The manual welding lead should be used under a constant temperature soldering iron of no more than 350 degrees, and the welding time should be controlled within 5 seconds.
- In order to meet the drawing requirements, it is necessary to install a sufficiently large radiator. Metal surfaces and radiators need to be coated with a very thin layer of thermal grease.
- If necessary, add air or water cooling.

◆ **Instructions:**

- Custom designed RF attenuators, RF resistors and RF terminals are available.