

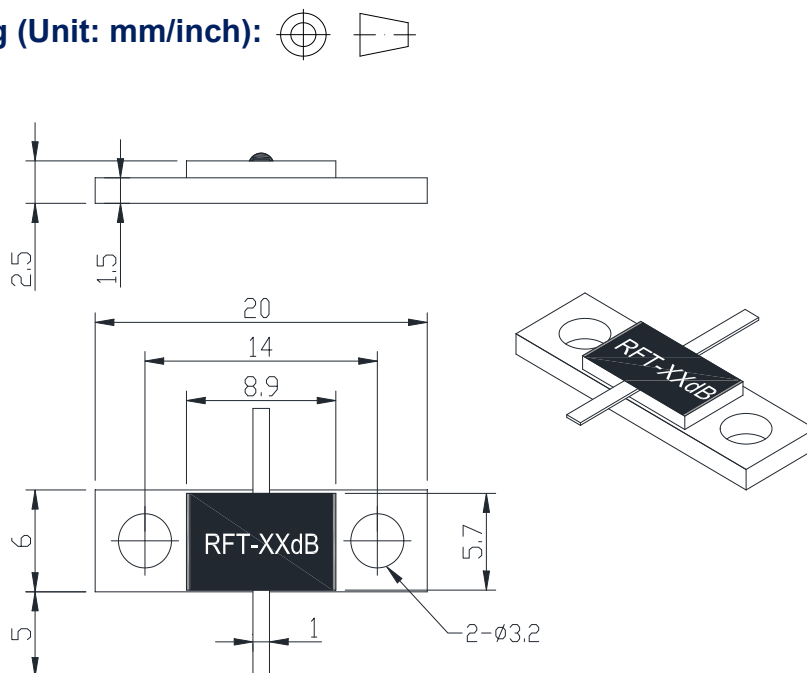


## Flanged Attenuator

### ◆ Features and Electrical specifications:

Model	RFTXXN-100AJ2006-3 (XX=Attenuation value)
Impedance	50 Ω
Frequency Range	DC~3.0GHz
VSWR	1.20 max
Rated Power	100 W
Attenuation Value(dB)	13, 20, 30
Attenuation Tolerance(dB)	± 1.0
Temperature coefficient	<150ppm/°C
Substrate Material	AIN
Porcelain Hat Material	Medium
Flange	Nickel-plated copper
Lead	99.99% Sterling Silver
Resistance Technology	Thick Film
Operating Temperature	-55 to +150°C (See de Power De-rating)

### ◆ Outline Drawing (Unit: mm/inch):



**Lead length can be customized according to customer requirements**

**Dimensional tolerance: 5% unless otherwise stated**

**RFTYT Technology Co., LTD.**

<http://www.rfyt.com>

E-mail: Jackson@rfyt.com

Cerman.wu@rfyt.com

TEL: +86-13088268828

FAX: +86-816-2846565

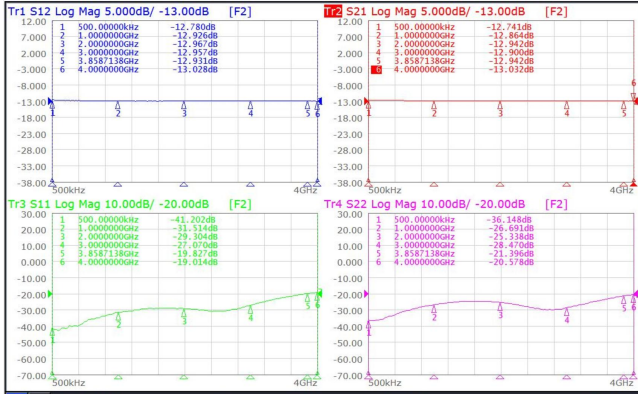
218# Wenwu Middle Road, Jinkai District, Mianyang, Sichuan Province China

**Ready For Tackling Your Trouble**

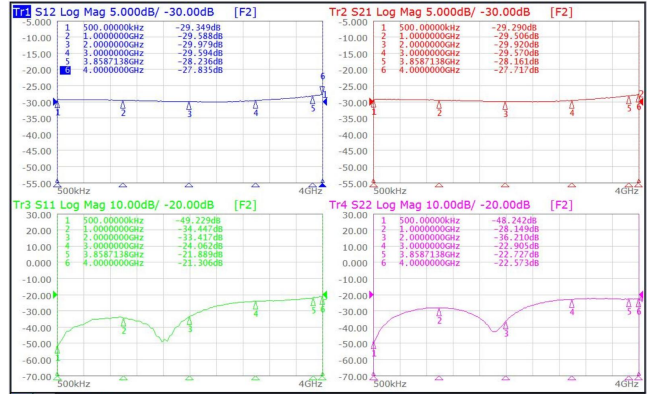


Typical Performance:

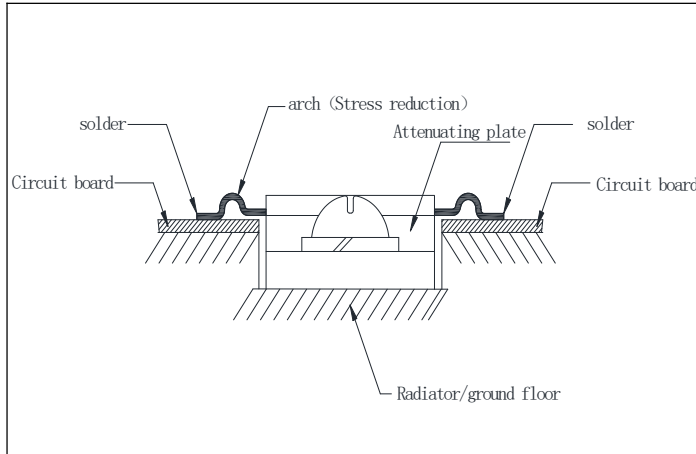
13dB Graph



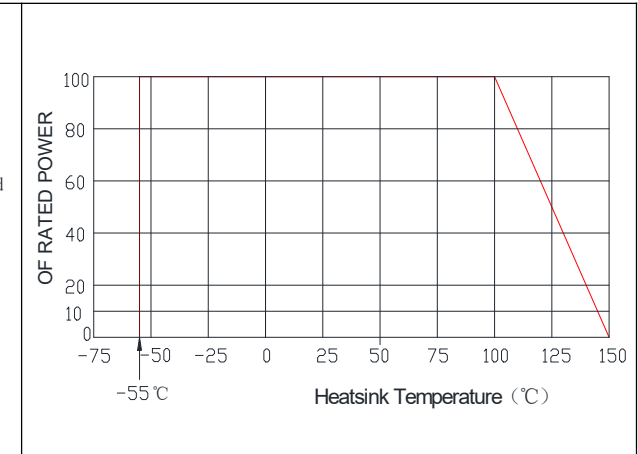
30dB Graph



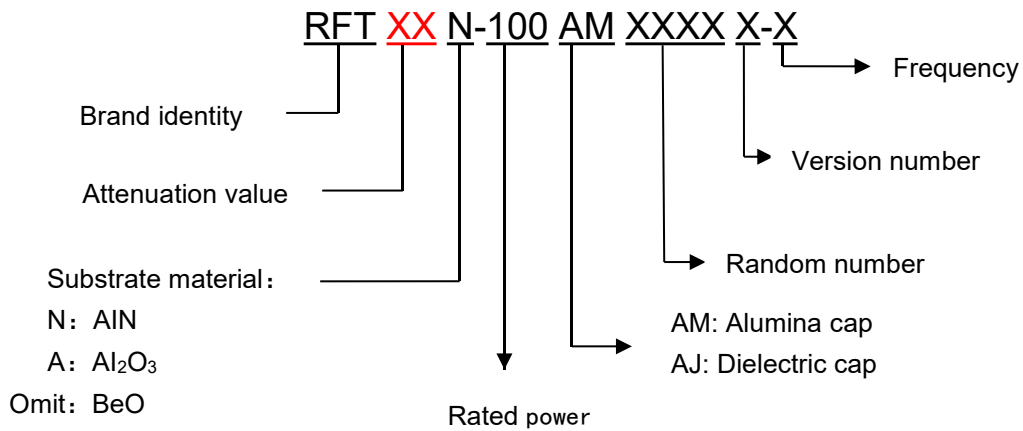
◆ Installation Method:



◆ Power De-rating:



◆ P/N Designation:





◆: **Use attention:**

- After the storage period of newly purchased parts exceeds 6 months, attention should be paid to weldability before use. It is recommended to store in vacuum packaging.
- The ground needs optimal heat transfer.
- The manual welding lead should be used under a constant temperature soldering iron of no more than 350 degrees, and the welding time should be controlled within 5 seconds.
- In order to meet the drawing requirements, it is necessary to install a sufficiently large radiator. Metal surfaces and radiators need to be coated with a very thin layer of thermal grease.
- If necessary, add air or water cooling.

◆ **Instructions:**

- Custom designed RF attenuators, RF resistors and RF terminals are available.