

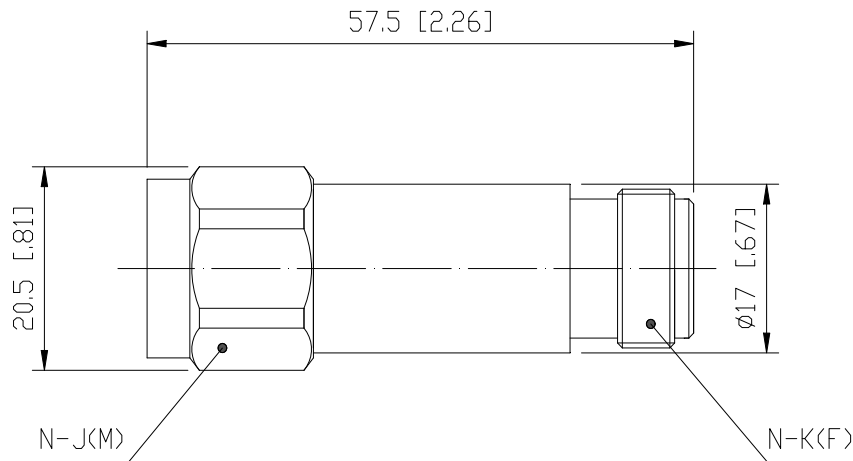


## Coaxial Fixed Attenuator

### Features and Electrical specifications:

Model	RFTXX-05RF1727-N-3 (XX=Attenuator Value)		
Frequency Range	DC~3.0GHz		
VSWR	1.20 Max		
Power	5 W		
Impedance	50 $\Omega$		
Attenuation	1-10dB	11-20dB	21-30、40dB
Attenuation Tolerance	$\pm 0.6$ dB	$\pm 0.8$ dB	$\pm 1.0$ dB
Connector	N-J(M)/N-K(F)		
Dimension	$\Phi 17 \times 57.5$ mm		
Operating Temperature	-55 ~ +125°C (See de Power De-rating)		
Weight	About 50 g		
ROHS Compliant	Yes		

### Outline Drawing (Unit: mm/inch):



**The connector type cannot be changed**

**RFTYT Technology Co., LTD.**

<http://www.rfyt.com>

E-mail: Jackson@rfyt.com      zqc7708@rfyt.com

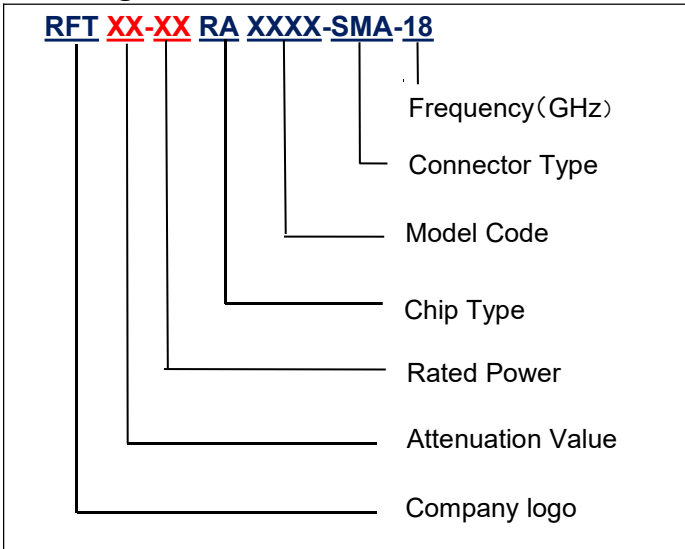
TEL: +86-13088268828      FAX: +86-816-2846565

218# Wenwu Middle Road, Jinkai District, Mianyang, Sichuan Province China

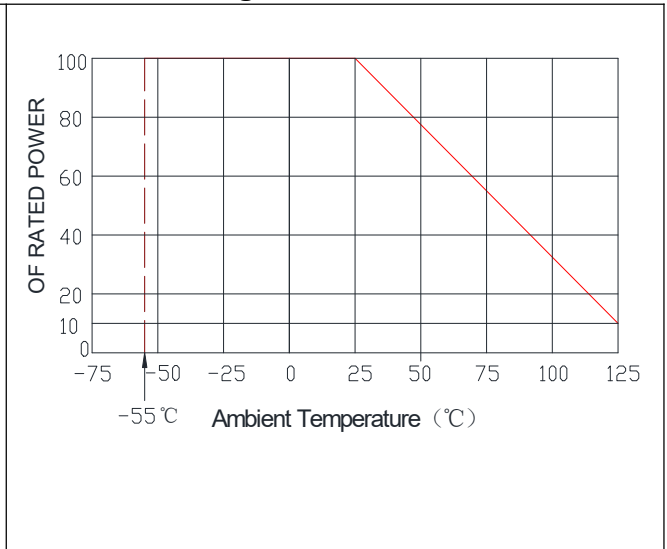
**Ready For Tackling Your Trouble**



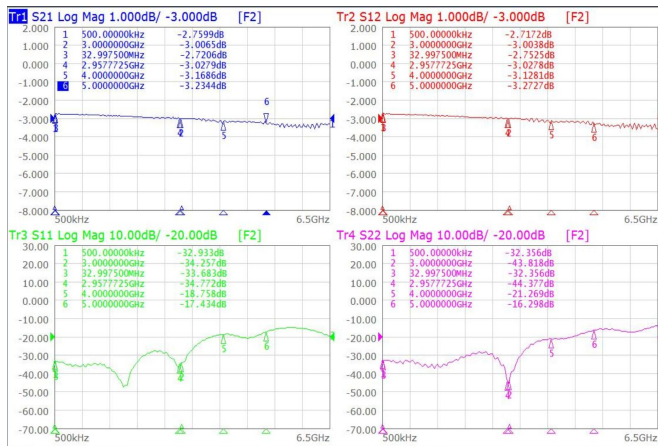
**Naming rules:**



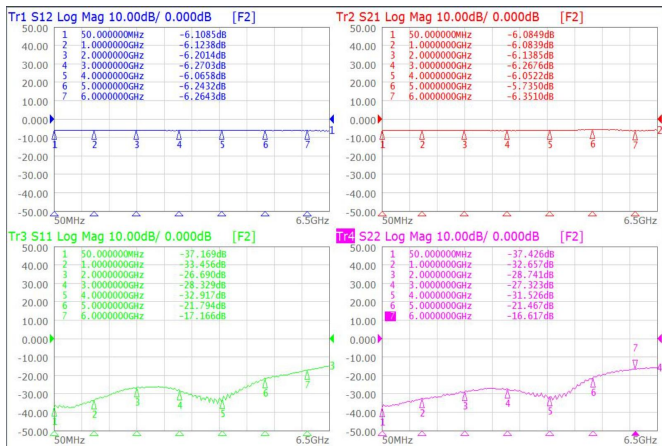
**Power De-rating:**



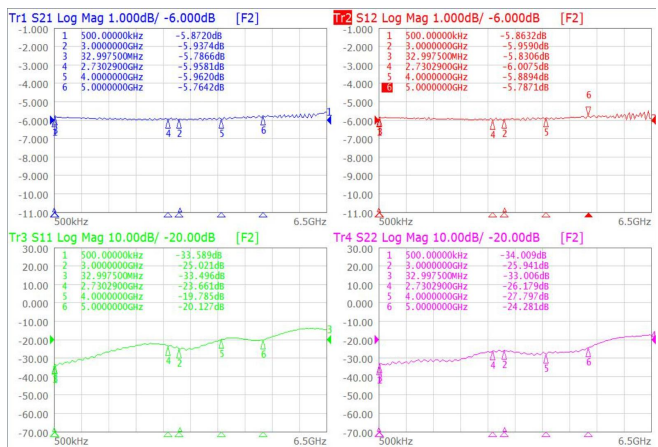
**Graph 3dB**



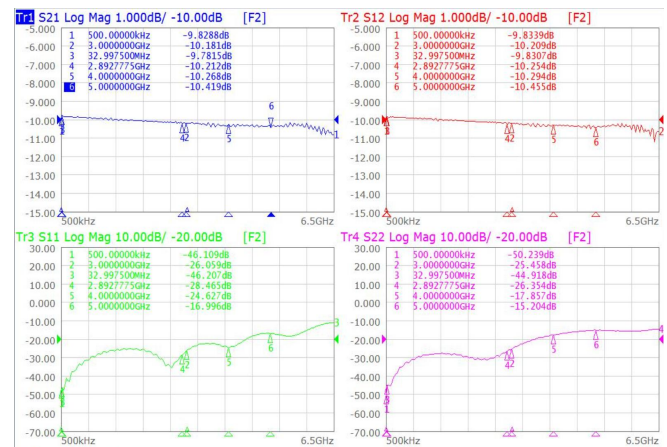
**5dB**



**6dB**

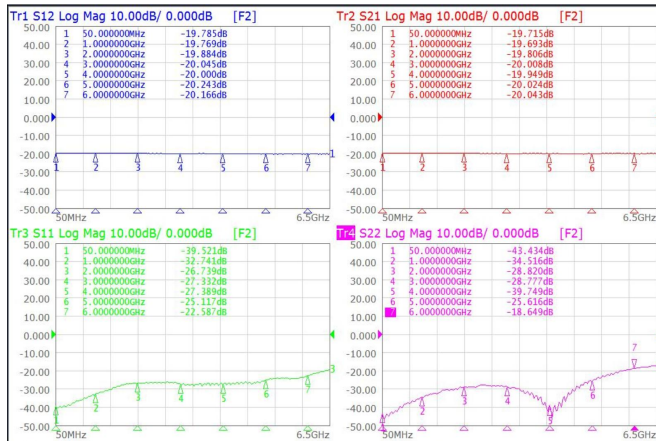


**10dB**

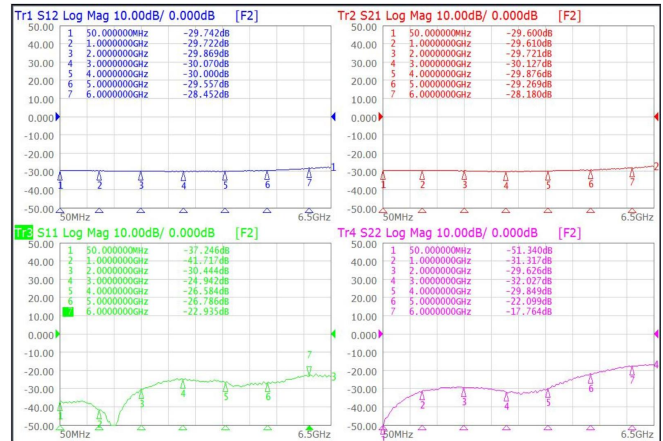




## 20dB



## 30dB



### Use attention:

- 1、Dimensions Tolerance  $\pm 3\%$ ;
- 2、If necessary, the product shall be air-cooled for auxiliary heat dissipation ;
- 3、Custom designs available of other special coaxial fixed attenuator ;
- 4、Pay attention to the direction of the product during use and strictly prohibit reverse connection.