

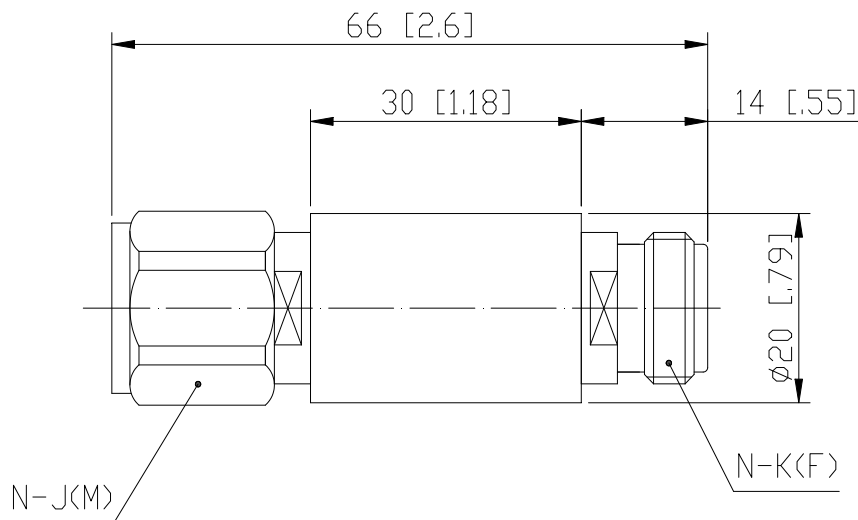
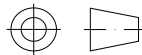


Coaxial Fixed Attenuator

Features and Electrical specifications:

Model	RFTXX-02RA2030-N-6 (XX=Attenuator Value)		
Frequency Range	DC~6.0GHz		
VSWR	1.20~1.25 Max		
Power	2 W		
Impedance	50 Ω		
Attenuation	1-10dB	12、13、15、20dB	25、30、40dB
Attenuation Tolerance	± 0.8 dB	± 1.0 dB	± 1.0 dB
Connector	N-J(M)/N-K(F)		
Dimension	$\Phi 20 \times 66$ mm		
Operating Temperature	-55 ~ +125°C (See de Power De-rating)		
Weight	About 80 g		
ROHS Compliant	Yes		

Outline Drawing (Unit: mm/inch):



RFTYT Technology Co., LTD.

<http://www.rfyt.com>

E-mail: Jackson@rfyt.com zqc7708@rfyt.com

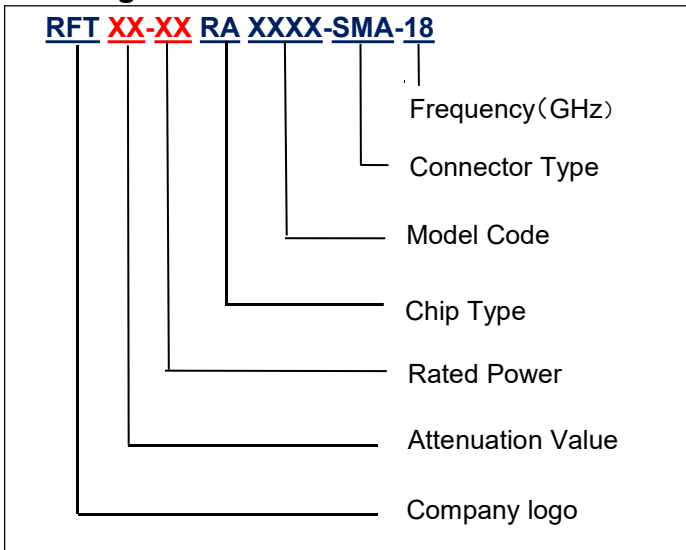
TEL: +86-13088268828 FAX: +86-816-2846565

218# Wenwu Middle Road, Jinkai District, Mianyang, Sichuan Province China

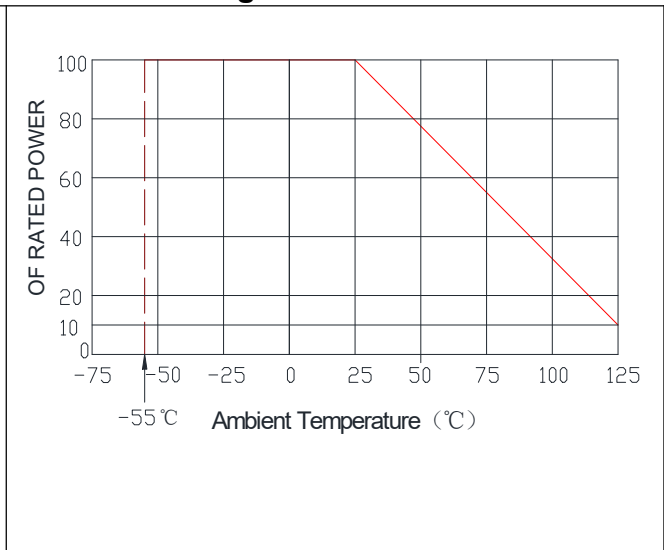
Ready For Tackling Your Trouble



Naming rules:

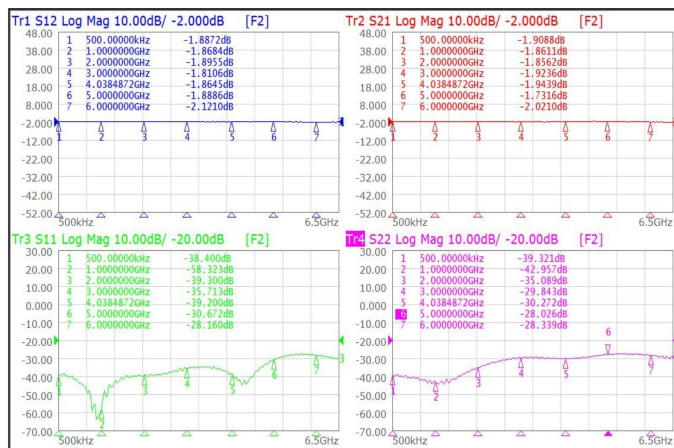


Power De-rating:

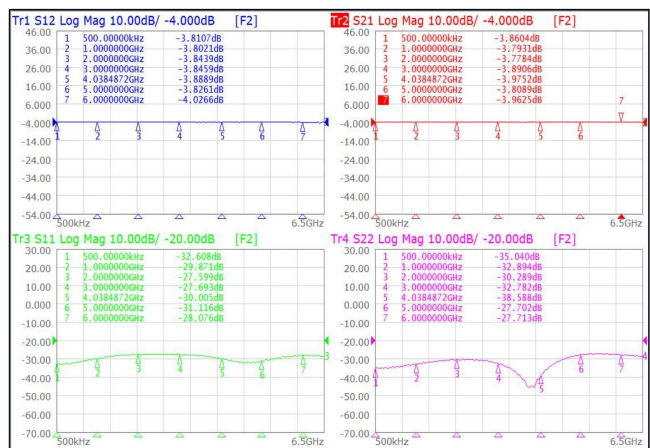


Graph:

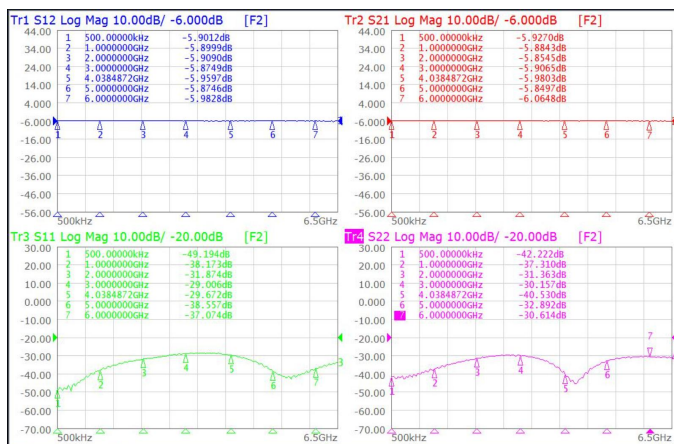
2dB



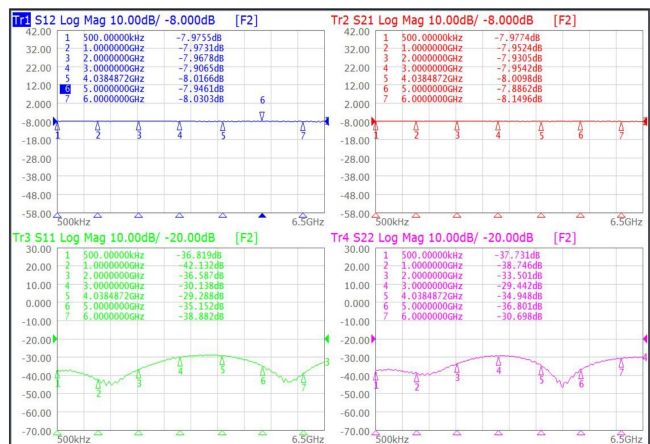
4dB



6dB

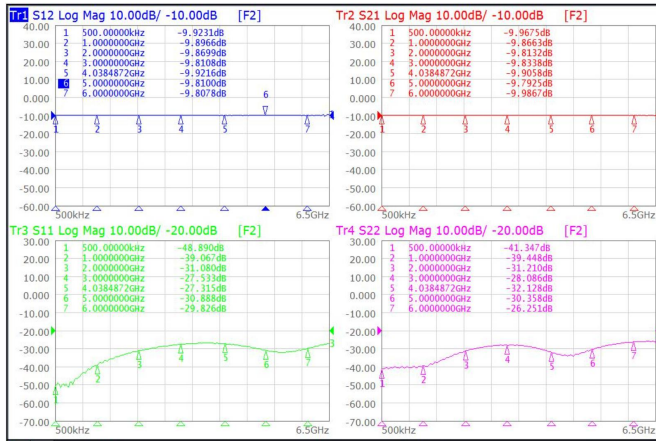


8dB

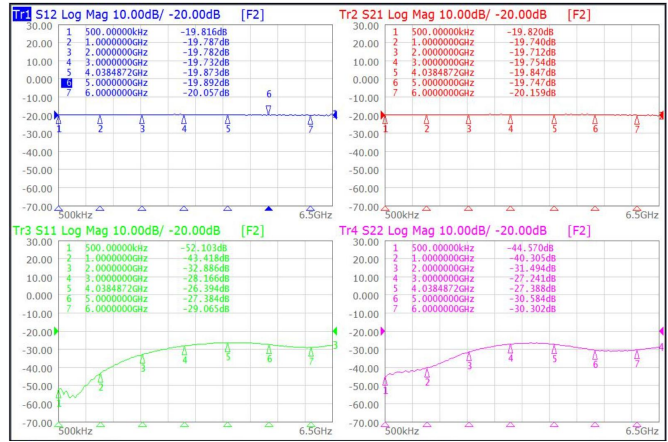




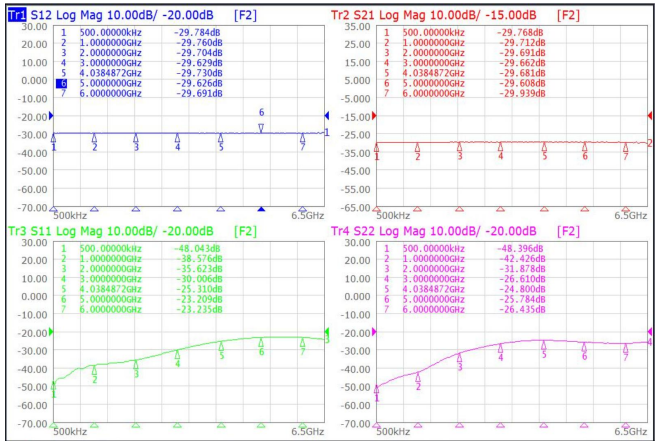
10dB 曲线图



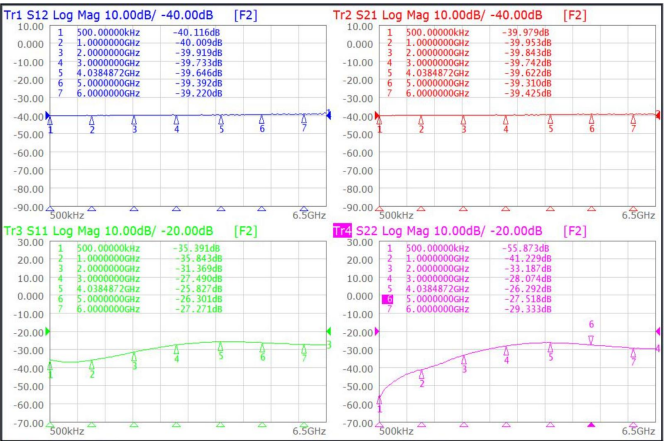
20dB 曲线图



30dB 曲线图



40dB 曲线图



Use attention:

- 1、Dimensions Tolerance $\pm 3\%$;
- 2、If necessary, the product shall be air-cooled for auxiliary heat dissipation ;
- 3、Custom designs available of other special coaxial fixed attenuator ;
- 4、Pay attention to the direction of the product during use and strictly prohibit reverse connection.