

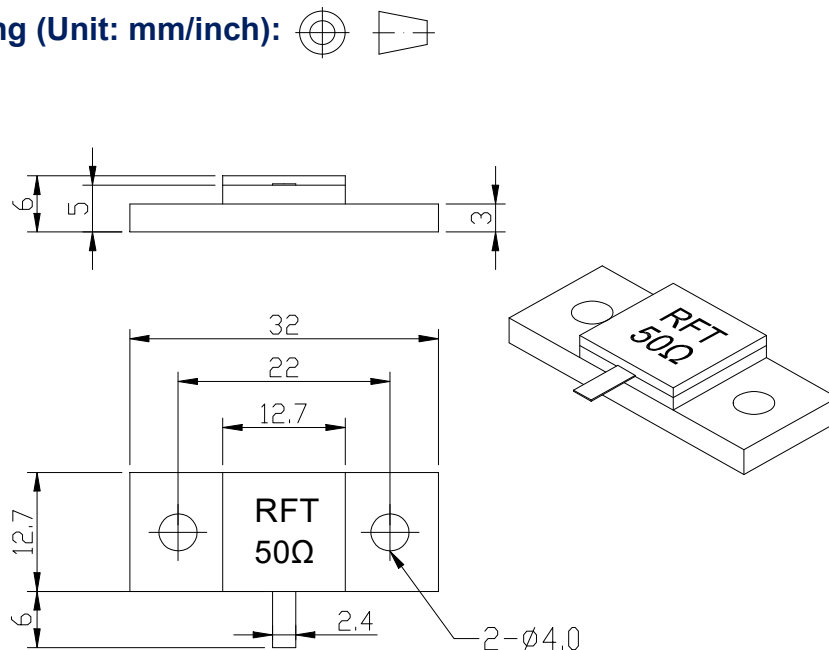


Flanged Termination

◆ Features and Electrical specifications:

Model	RFT50-300TM3213B
Frequency Range	DC~10.0GHz
Power	300 W
Resistance Range	50 Ω
Resistance Tolerance	±5%
VSWR	DC~6.0GHz 1.20 max 6.0~10.0GHz 1.30 max
Temperature Coefficient	<150ppm/°C
Substrate Material	BeO
Cap Material	Al ₂ O ₃
Flange	Nickel-plated copper
Lead	99.99% Sterling silver
Resistance Technology	Thick Film
Operating Temperature	-55 to +150°C (See de Power De-rating)

◆ Outline Drawing (Unit: mm/inch):



Lead length can be customized according to customer requirements

Dimensional tolerance: 5% unless otherwise stated

RFTYT Technology Co., LTD.

<http://www.rfyt.com>

E-mail: Jackson@rfyt.com

Cerman.wu@rfyt.com

TEL: +86-13088268828

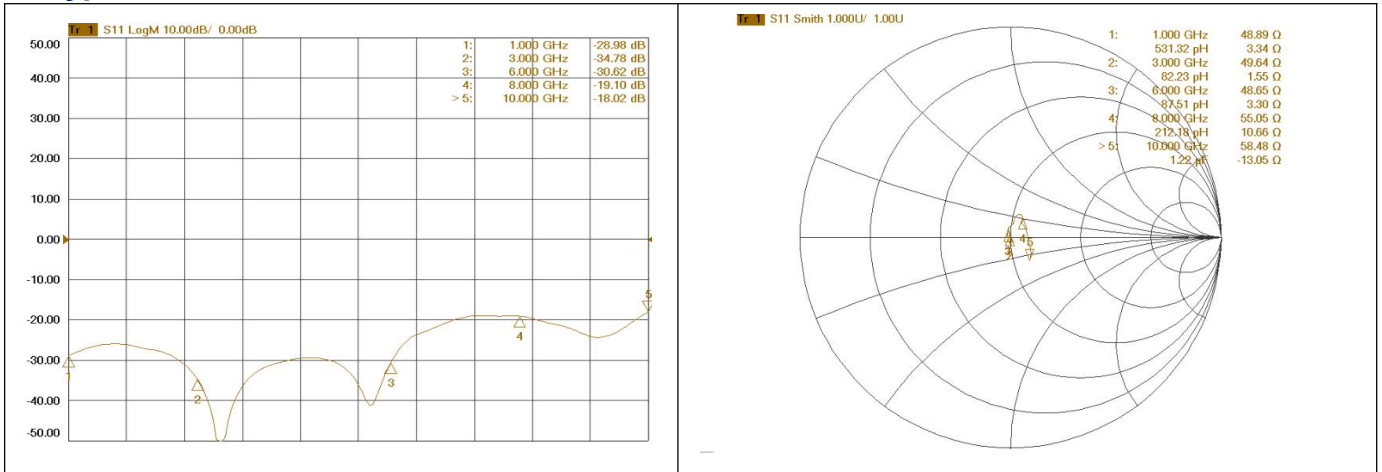
FAX: +86-816-2846565

218# Wenwu Middle Road, Jinkai District, Mianyang, Sichuan Province China

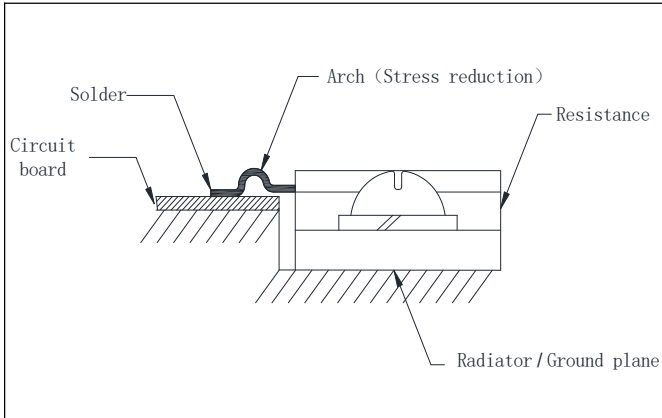
Ready For Tackling Your Trouble



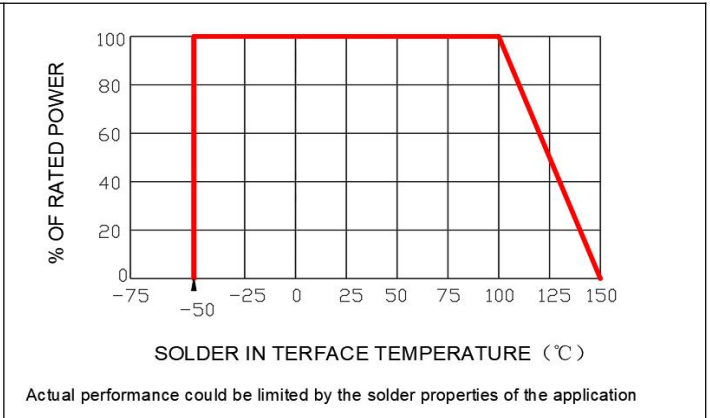
◆Typical Performance:



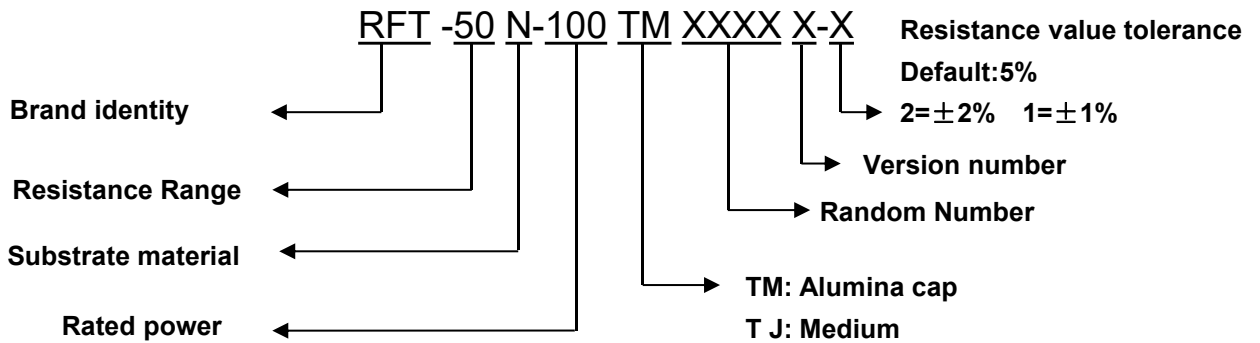
◆Installation method:



◆Power De-rating:



◆P/N Designation:





◆Matters needing attention

- After the storage period of newly purchased parts exceeds 6 months, attention should be paid to weldability before use. It is recommended to store in vacuum packaging.
- The ground requires optimal heat transfer.
- Manual welding should be used under a constant temperature soldering iron of no more than 350 degrees, and the welding time should be controlled within 5 seconds.
- In order to meet the requirements of the drawing, it is necessary to install a sufficiently large radiator. Metal surfaces and radiators need to be coated with a very thin layer of thermal grease.
- Add air cooling or water cooling if necessary

◆ Description:

- Custom designed RF attenuators, RF resistors and RF terminals are available.