

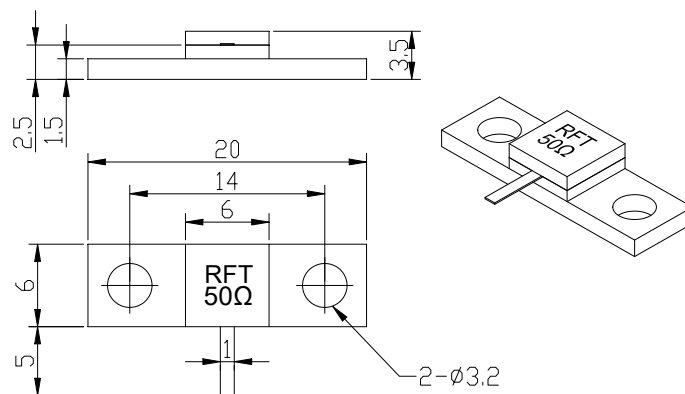


## Flanged Termination

### ◆Features and Electrical specifications:

Model	RFT50-60TM2006
Frequency Range	DC~6.0GHz
Power	60 W
Resistance Range	50 Ω
Resistance Tolerance	±5%
VSWR	1.25 max
Temperature Coefficient	<150ppm/°C
Substrate Material	BeO
Cap Material	Al <sub>2</sub> O <sub>3</sub>
Flange	Nickel-plated copper
Lead	99.99% Sterling silver
Resistance Technology	Thick Film
Operating Temperature	-55 to +150°C (See de Power De-rating)

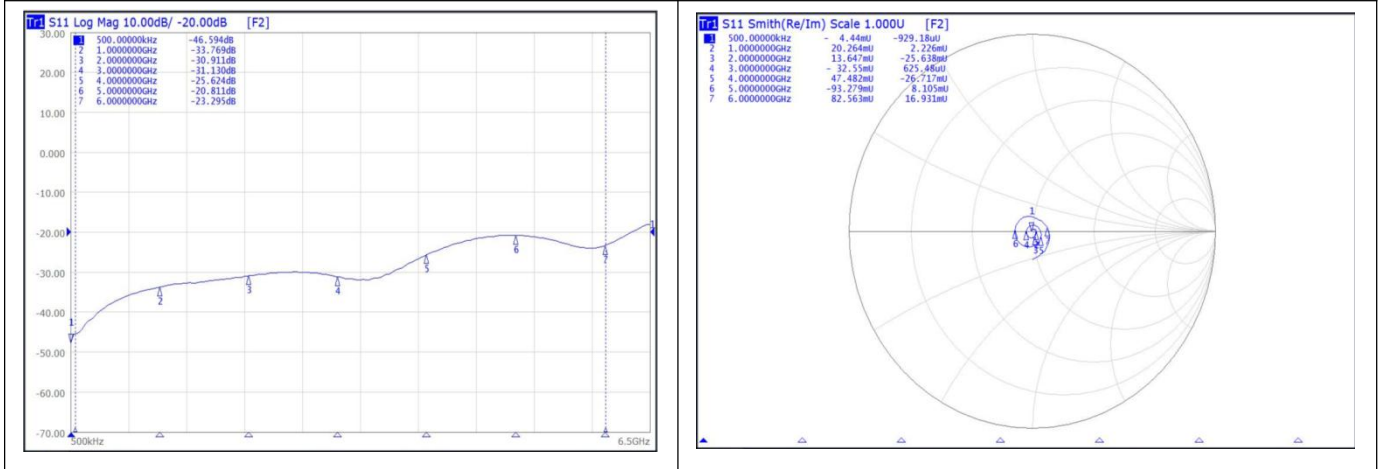
### ◆Outline Drawing (Unit: mm/inch):



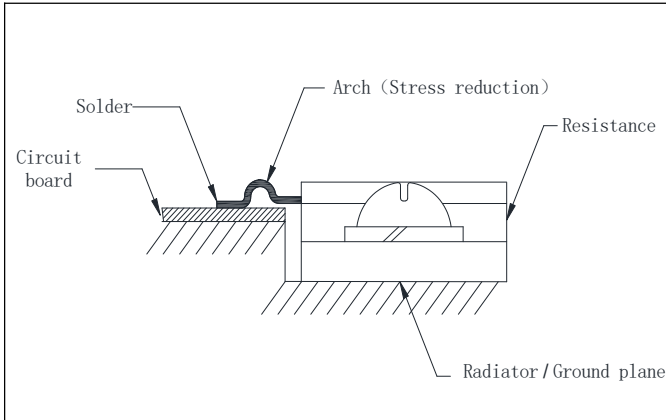
Lead length can be customized according to customer requirements  
Dimensional tolerance: 5% unless otherwise stated



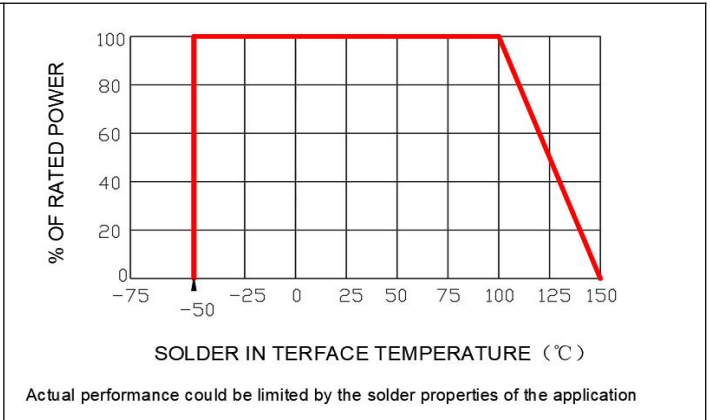
◆Typical Performance:



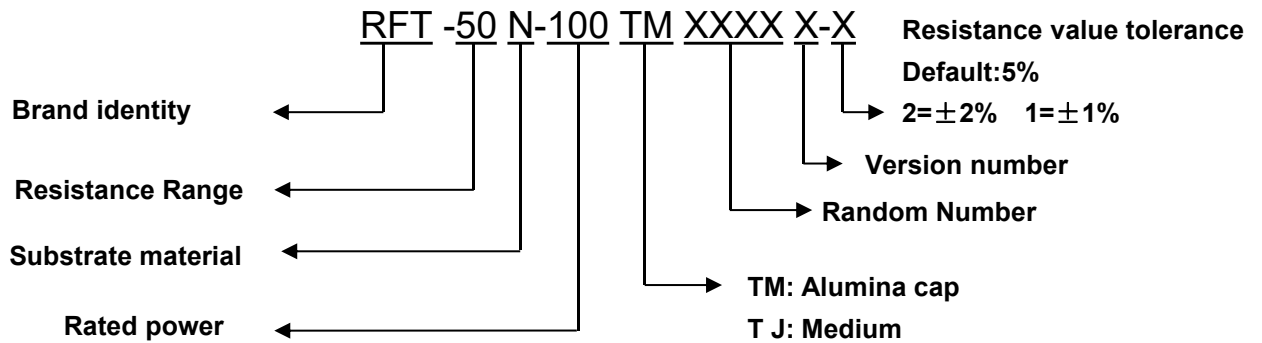
◆Installation method:



◆Power De-rating:



◆P/N Designation:





#### ◆Matters needing attention

- After the storage period of newly purchased parts exceeds 6 months, attention should be paid to weldability before use. It is recommended to store in vacuum packaging.
- The ground requires optimal heat transfer.
- Manual welding should be used under a constant temperature soldering iron of no more than 350 degrees, and the welding time should be controlled within 5 seconds.
- In order to meet the requirements of the drawing, it is necessary to install a sufficiently large radiator. Metal surfaces and radiators need to be coated with a very thin layer of thermal grease.
- Add air cooling or water cooling if necessary

#### ◆ Description:

- Custom designed RF attenuators, RF resistors and RF terminals are available.