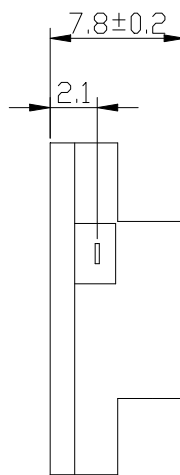
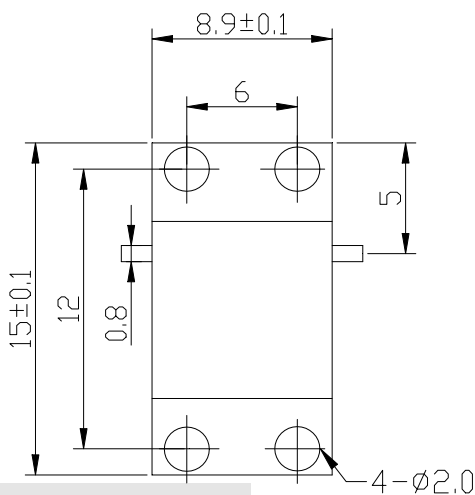
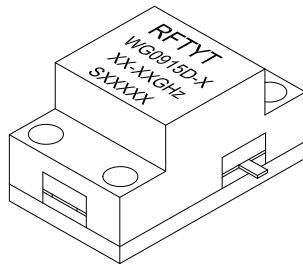
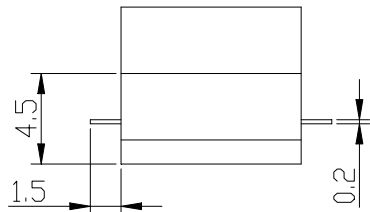


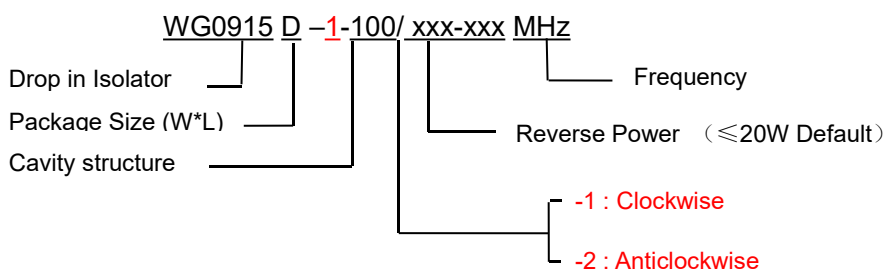
6.0 to 18.0GHz Drop in Isolator

WG0915D Drop-In Type

Outline Drawing (mm):



Order Examples:



Features:

- ◇ Good temperature stability
- ◇ Withstand high power
- ◇ RoHS compliant
- ◇ Weight : ≈ 5 g

Material list:

- ◇ Cavity: aluminum conductive oxidation
- ◇ Outer shell: industrial pure iron nickel plating
- ◇ Guide body: Silver plated brass
- ◇ Load chamber: aluminum conductive oxidation

Application:

- ◇ Rf amplifier final stage, protect the amplifier
- ◇ High capacity microwave relay communication
- ◇ Digital communications, satellite communications, International Maritime Satellite communications

Basic Specifications:

Impedance	50 Ω
Size(mm)	8.9*15.0*7.8
Operating Temp	-10~+60 $^{\circ}C$
Storage temperature	-50~+90 $^{\circ}C$

Specifications:

Model No. (X=1: →Clockwise) (X=2: ←Anticlockwise)	Freq. Range GHz	IL dB (max)	Isolation dB (min)	VSWR	Forward Power CW	Reverse Power W
WG0915D-X/6.0-8.0GHz	6.0-8.0	0.60	18.0	1.30	30	5
WG0915D-X/7.0-8.5GHz	7.0-8.5	0.50	20.0	1.25	30	5
WG0915D-X/7.0-9.0GHz	7.0-9.0	0.50	18.0	1.30	30	5
WG0915D-X/7.5-18.0GHz	7.5-18.0	1.50	11.0	1.90	30	5
WG0915D-X/7.7-8.1GHz	7.7-8.1	0.30	23.0	1.20	30	5
WG0915D-X/7.7-8.8GHz	7.7-8.8	0.40	20.0	1.25	30	5
WG0915D-X/7.1-9.5GHz	7.1-9.5	0.60	18.0	1.30	30	5
WG0915D-X/7.9-8.4GHz	7.9-8.4	0.30	23.0	1.20	30	5
WG0915D-X/8.0-9.0GHz	8.0-9.0	0.40	20.0	1.25	30	5
WG0915D-X/8.0-10.0GHz	8.0-10.0	0.40	20.0	1.25	30	5
WG0915D-X/8.0-12.0GHz	8.0-12.0	0.60	16.0	1.40	30	5
WG0915D-X/8.3-8.5GHz	8.3-8.5	0.30	23.0	1.20	30	5
WG0915D-X/8.5-9.5GHz	8.5-9.5	0.35	20.0	1.20	30	5
WG0915D-X/8.5-10.5GHz	8.5-10.5	0.40	19.0	1.25	30	5
WG0915D-X/8.5-10.7GHz	8.5-10.7	0.40	19.0	1.25	30	5
WG0915D-X/8.9-9.6GHz	8.9-9.6	0.40	20.0	1.25	30	5
WG0915D-X/9.0-9.8GHz	9.0-9.8	0.35	23.0	1.20	30	5
WG0915D-X/9.0-10.0GHz	9.0-10.0	0.40	20.0	1.25	30	5
WG0915D-X/9.0-11.5GHz	9.0-11.5	0.40	20.0	1.25	30	5
WG0915D-X/9.2-9.5GHz	9.2-9.5	0.30	23.0	1.20	30	5
WG0915D-X/9.3-10.0GHz	9.3-10.0	0.35	23.0	1.20	30	5
WG0915D-X/9.4-9.5GHz	9.4-9.5	0.30	23.0	1.20	30	5
WG0915D-X/9.5-10.5GHz	9.5-10.5	0.40	20.0	1.20	30	5
WG0915D-X/9.8-10.6GHz	9.8-10.6	0.40	20.0	1.25	30	5



Model No. (X=1: →Clockwise) (X=2: ←Anticlockwise)	Freq. Range GHz	IL. dB (max)	Isolation dB (min)	VSWR	Forward Power CW	Reverse Power W
WG0915D-X/10.0-11.0GHz	10.0-11.0	0.30	20.0	1.20	30	5
WG0915D-X/10.0-13.0GHz	10.0-13.0	0.50	20.0	1.25	30	5
WG0915D-X/10.0-15.0GHz	10.0-15.0	0.50	18.0	1.35	30	5
WG0915D-X/10.1-10.5GHz	10.1-10.5	0.30	23.0	1.20	30	5
WG0915D-X/10.25-11.0GHz	10.25-11.0	0.40	20.0	1.25	30	5
WG0915D-X/10.5-11.0GHz	10.5-11.0	0.40	20.0	1.25	30	5
WG0915D-X/10.5-12.5GHz	10.5-12.5	0.40	20.0	1.20	30	5
WG0915D-X/11.0-14.0GHz	11.0-14.0	0.60	18.0	1.35	30	5
WG0915D-X/11.3-11.6GHz	11.3-11.6	0.30	23.0	1.20	30	5
WG0915D-X/11.5-18.0GHz	11.5-18.0	0.70	16.0	1.45	30	5
WG0915D-X/12.0-15.0GHz	12.0-15.0	0.60	18.0	1.30	30	5
WG0915D-X/12.0-18.0GHz	12.0-18.0	0.60	17.0	1.40	30	5
WG0915D-X/13.0-14.0GHz	13.0-14.0	0.40	20.0	1.20	30	5
WG0915D-X/13.7-14.5GHz	13.7-14.5	0.30	23.0	1.20	30	5
WG0915D-X/13.8-17.8GHz	13.8-17.8	0.50	18.0	1.30	30	5
WG0915D-X/14.0-14.5GHz	14.0-14.5	0.40	20.0	1.25	30	5
WG0915D-X/14.0-18.0GHz	14.0-18.0	0.70	18.0	1.35	30	5
WG0915D-X/15.0-15.4GHz	15.0-15.4	0.35	23.0	1.20	30	5
WG0915D-X/15.0-18.0GHz	15.0-18.0	0.60	18.0	1.30	30	5
WG0915D-X/15.5-16.5GHz	15.5-16.5	0.50	20.0	1.25	30	5
WG0915D-X/15.7-16.0GHz	15.7-16.0	0.40	20.0	1.20	30	5
WG0915D-X/16.0-18.0GHz	16.0-18.0	0.60	20.0	1.25	30	5

**If the frequency range you need is not covered in the form.
Please contact us for details.**